

GUIDE TO UNDERSTANDING WWPA GRADE STAMPS AND QUALITY CONTROL IDENTIFICATION

WWPA GRADE STAMPS

Integrity of Grade Stamp

Western Wood Products Association is the largest association of lumber manufacturers in the United States. WWPA members and grading service subscribers are located in the 12 western states: Arizona, California, Colorado, Idaho, Montana, Nevada, New Mexico, Oregon, South Dakota, Utah, Washington and Wyoming. The Association also provides services in Alaska. The Association's Quality Services Division supervises lumber grading by maintaining a highly competent staff of lumber inspectors who regularly check the quality of mill production, including visual grade requirements of glued products and machine stress-rated lumber.


The Association's *Grading Rules for Western Lumber* establishes standards of size and levels of quality in conformance with the American Softwood Lumber Standard PS 20-99. The Association is certified as a rules writing and inspection agency by the Board of Review, American Lumber Standard Committee, Inc. The Association is approved to provide mill supervisory services under its rules and the rules of the West Coast Lumber Inspection Bureau, the Redwood Inspection Service, the National Lumber Grades Authority for Canadian Lumber and the NGR portion of the Southern Pine Inspection Bureau Rules. In addition, WWPA is approved to supervise finger-jointed and machine stress-rated lumber.

Interpreting Grade Marks

Most grade stamps, except those for rough lumber or heavy timbers, contain 5 basic elements:



a. **WWPA certification mark.**

Certifies Association quality supervision.  is a registered trademark.

b. **Mill identification.** Firm name, brand or assigned mill number. WWPA can be contacted to identify an individual mill whenever necessary.

c. **Grade designation.** Grade name, number or abbreviation.

d. **Species identification.** Indicates species by individual species or species combination. Species identification marks for groups to which design values are assigned are:



e. **Condition of seasoning.**

Indicates condition of seasoning at time of surfacing.

- MC-15 — 15% maximum moisture content
- KD-15 — 15% maximum moisture content
- S-DRY — 19% maximum moisture content
- KD — 19% maximum moisture content
- S-GRN — over 19% moisture content (unseasoned)

Inspection Certificate

When an inspection certificate issued by the Western Wood Products Association is required on a shipment of lumber and specific grade marks are not used, the stock is identified by an imprint of the Association mark and the number of the shipping mill or inspector.



Grade Stamp Facsimiles

WWPA uses a set of marks similar to the randomly selected examples shown on the reverse side, to identify lumber graded under its supervision.









Species Combinations

The species groupings for dimension lumber products are shown left and explained in the second box on the reverse side. When alternative species combinations, as shown in the third box on the reverse side, are used for structural applications, design values are controlled by the species with the lowest strength value within the combination.









Species Identification

Some WWPA grade stamps identify an individual Western lumber species.








 Douglas Fir	 Western Red Cedar
 Western Larch	 Incense Cedar
 Engelmann Spruce	 Sugar Pine
 Ponderosa Pine	 Idaho White Pine

A number of Western lumber species have similar performance properties and are marketed with a common species designation. These species groupings are used for lumber to which design values are assigned.

 Douglas Fir and Larch	 Douglas Fir South*
 California Red Fir, Grand Fir, Noble Fir, Pacific Silver Fir, White Fir and Western Hemlock	 Engelmann and Sitka Spruce, Lodgepole Pine (and Eastern firs and spruces)
 Alpine Fir, Ponderosa Pine, Sugar Pine, Idaho White Pine and Mountain Hemlock, plus any of the species in the other groupings except Western Cedars	 Incense, Western Red Port Orford and Alaska Cedar

*Lumber manufactured from Douglas Fir grown in Arizona, Colorado, Nevada, New Mexico and Utah.




Because of timber stand composition, some mills market additional species combinations.




 Engelmann Spruce, Lodgepole Pine	 *Ponderosa Pine, Sugar Pine
 *White Woods (any true firs, spruces, hemlocks or pines)	 *Alpine Fir, Hem-Fir
 *Ponderosa Pine, Lodgepole Pine	 *Engelmann Spruce, Alpine Fir
	 *Engelmann Spruce-Alpine Fir-Lodgepole Pine




*Assigned design values are the same as those shown for Western Woods.

Facsimiles of Typical Grade Stamps

Dimension Grades

12  2  

12  CONST  

12  STAND & BTR  




Commons




12 2 & BTR COM   

12 4 COM   




12 STERLING   




Glued Products

12  STUD  
CERT GLUED JNTS

12  1  
CERT EXT JNTS

Machine Stress-Rated Products




MACHINE RATED  12  
1650 Fb 1.5E




MACHINE RATED  12  
1650Fb 1020Ft 1.5E




Finish Grade — Graded Under WCLIB Rules

12 C & BTR    
WCLB RULES





Finish & Select Grades




12 C & BTR SEL   

12 PRIME   

12 D SEL   

Cedar Grades

12 CLEAR MC15    

12  A  

Decking

12 SEL DECK   

12 PATIO 1   



Western Wood Products Association
522 SW Fifth Avenue, Suite 500, Portland, OR 97204-2122
503/224-3930 fax: 503/224-3934
e-mail: info@wwpa.org web site: www.wwpa.org